

Atom and Stellar Models of Ferman: Planetary and Everything Theory

Fernando Mancebo Rodriguez (Ferman)

I. INTRODUCTION

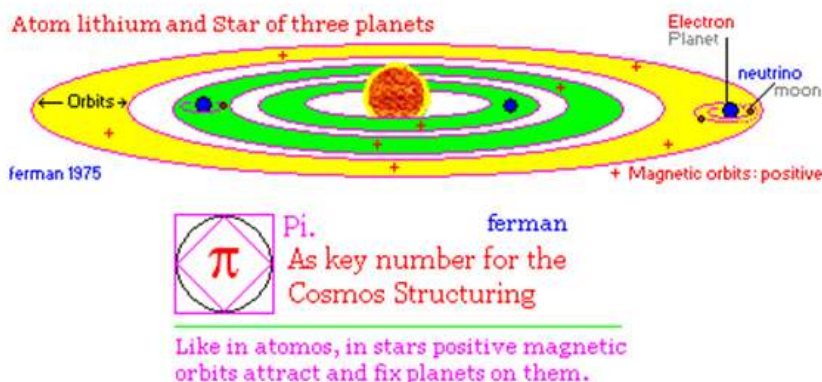
The electromagnetic positive charges (+) that attract, capture and maintain the orbital ones (electrons, neutrinos; planets, moons; pair or grouping of particles, etc.) are created and reside in the orbits (inside the peripheral magnetic fields) of the atoms and stars, but not in their nuclei.

The great nuclear accumulation of matter (and so great density of energy) in atoms and stars (and other great Astros and particles) creates magnetic fields around them, within which in turn, and according to their potential and speed of rotation, the positive electromagnetic orbits are defined.

The union of particles and Astros take place by mean of the Orbital coupling driven by the magnetic fields. Atomic nuclei (like stars) are amorphous matter without charges, which give us infinite size of particles when they are destroyed. Total correspondence between atoms and stars: Atoms structure = stars structure For example, bi-atomic molecule = binary star. "Atoms and stars are two consecutive matter units inside the Fourth dimension". Fourth dimension: Parallel Universes (intro-extra or little-big) ... sub-atoms, atoms, |us| stars, supra-stars. Our Big-bang in the destruction of a supra-star consisted.

The quantity and situation of planets (and electrons) depends on the quantity of nuclear matter.

Fig. 1



Fundamental forces in the Cosmos

1.- Gravity coheres and condenses matter, creating particles, atoms, stars, etc.

(Mass is the quantity of condense energy that has any object, and it is manifested by the force of gravitational attraction among objects.)

2.- Magnetic fields of force organize the distribution and interrelation of particles, atoms and Astros among them to get the correct and required balance of energy in all places and systems of space: Law of universal balance = equal density and balance of energy in all the cosmos systems.

All great matter accumulation to any level (atomic or stellar) tends to create magnetic fields and gravitational systems in rotation (nuclei with orbital ones) those which are managed and ordered by these magnetic fields.

Logical principle of Cosmos

The intelligence and logic, as the First basic Principle on the Cosmos structuring:

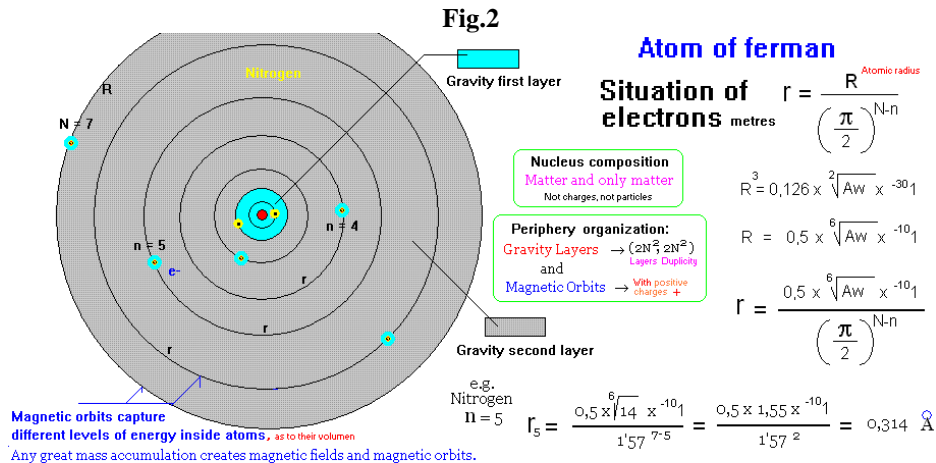
""The physical universe is based on the principle of intelligent and logic creativity.""

Accept as principles and postulates to the uncertainty, human inability for understanding phenomena previously accepted, illogical physical foundations, etc., are positions of believers but not of real scientists.

The true scientist will always say:

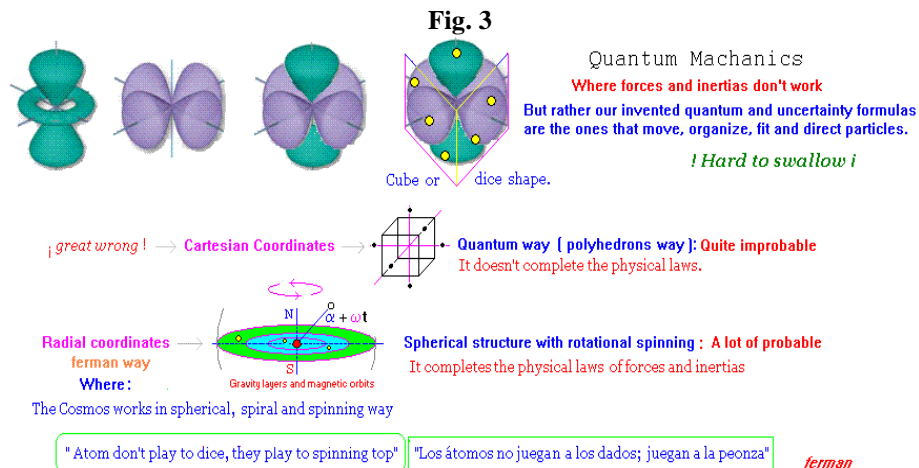
"If that postulate or principle is incomprehensible or illogical, then it is false or incorrect."

Drawings and summary of the atom model of ferman -- also stellar model



Characteristic of classic atomic models (Dalton, Thomson, Rutherford, Bohr) and of mine.

The current **quantum pattern** is not exposed here because I understand that it lacks the logical and scientific quality as atomic model and it could be necessary to spend most of this article in the critic to its postulates. For instance



* When not keeping in mind for the quantum mechanics the total coincidence of elements and parameters in atoms and stars, as well as its negation of the actuation of the physical laws, energy and forces in atoms, and the pretension that our invented quantum and uncertainty formulas are those that move and direct the atomic world, for this author it means a complete manipulation and scientific fallacy.

The mathematical formulas don't move particles, but the physical forces in their performance and search of their corresponding balances.

The mathematical formulas (when they are correctly applied) alone can measure the performance of forces. And making us echo of our friend Einstein, we can say: "Atoms don't play to dice; they play to the spinning top."

Dalton.- 1808 -----

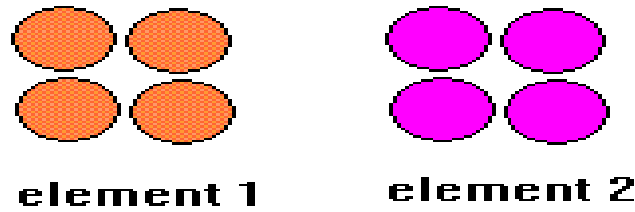


Fig. 4

For Dalton, matter is constituted by tiny particles, the atoms. Each element type is constituted by its own class of atoms, being these of equal mass and properties. The atoms of different elements have properties and characteristic also different. Therefore Dalton, although he doesn't expose the structure and outline of atoms, he begins to define us the properties and characteristic of the same ones.

Thomson.- 1897 -----

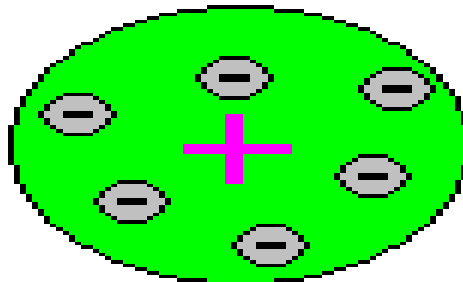


Fig. 5

Thomson already introduced us in the electric properties of atoms, considering that these were constituted by a positive charge that took incrustated to several negative charges, the electrons.

Rutherford.- 1911-----

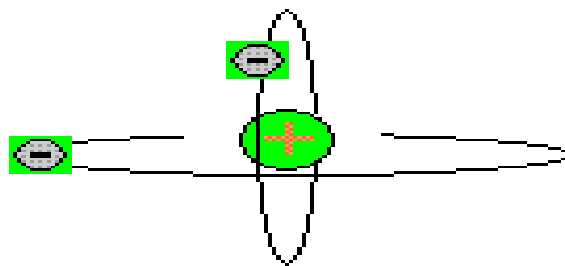


Fig. 6

Rutherford already began to define a space structuring of atoms, linking it a little to our solar model. He checked, by means of the emission of particles, that atoms were not compact and their electrons (charged negatively) would possibly rotate around an atomic nucleus (charged positively). Atom would have this way a positive nucleus and a negative bark made up of electrons.

Bohr.- 1913-----

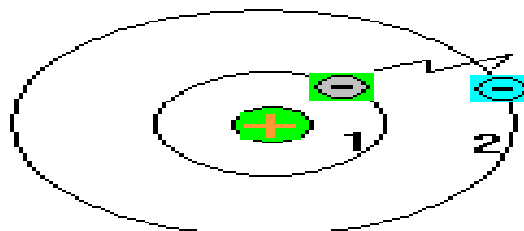


Fig- 7

Bohr proposed that electrons would rotate around the nucleus in well-defined levels, and basing on the studies of Planck, he proposed different energy levels for electrons according to the orbit where they were

located. Nevertheless, the same as Einstein was not able to finish his unification theory, Bohr didn't achieve a structural theory that explained these energy levels in all atoms, and alone it was good for the hydrogen atom. Because well, until here the previous classic theories. Now I will expose my atomic model a little more widely due to it has many concepts that give validity to the classic theories in opposition to the quantum mechanics model.

The Standard Theory flaws:

On the other hand, the Standard Theory of particles and sub-atomic forces seems to be inadmissible at first, because it would have some requirements, impossible to be completed in cosmological physics. Till now we have proposed more than 50 particles and forces, but to this rhythm of discoveries soon we will have 100, 200 or more.

And on this, the requirement impossible to complete consists:

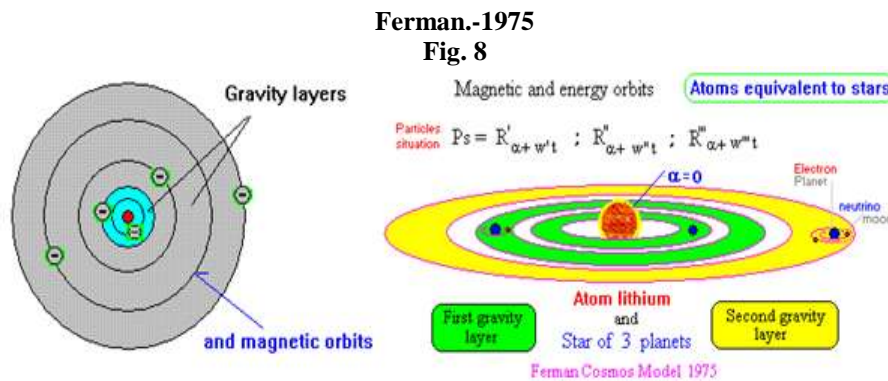
"To build all these particles and forces, when being each type equal among them, very complex and with many data and properties each one of them, because at the beginning of the Big-bang it would be necessary no alone the existence of the energy, but any type of "chromosomes", patterns, moulds, methods and construction systems to get particles with same properties, mass, charges, etc."

And much more: "A preliminary study to be able the total connection and interrelation among them" And that is unthinkable.

From the pure energy at the beginning of the Cosmos it cannot be taken out hundreds of same particles without methods and specific "machinery" of construction and totally prepared to be connected and to work together.

In such a way that we could say that:

"When more sub-atomic particles are discovered, less sense the Standard Theory has. However my atomic, cosmic and stellar model builds the whole Cosmos with great simplicity and without necessity of these construction mechanisms.



The characteristics of my atomic model are supplemented with those of my model of Cosmos that studies fundamental principle of the same one, as they are space and time, energy, gravity, magnetic force, matter, and of course, the formation of atoms, stars, etc.

But as preamble and fundamental physical-cosmic principle we can establish that in any cosmic level (micro or macrocosms) any matter accumulation (condensed energy) creates to its surrounding two types of fields of antagonist forces, which are:

First): The surrounding fields of gravity force, with concentric direction that attracts other masses among them to form great matter accumulations, each time bigger.

Second): The surrounding fields of magnetic force (pressure and expansive force due to the energy accumulation) that treats of redistributing newly the matter or energy in orderly orbits around the central nuclei of the great matter accumulations. As we can see in this theory, the orbits built by these magnetic forces acts as positive electromagnetic charges, which attract, capture and maintain on them to the orbital ones (electrons, neutrinos; planets, moons, etc.) etc.

But bounding us to the pattern of atoms, the bases and characteristics are the following ones:

1.- Atoms not alone are similar to the solar systems, but rather they have the same principles, elements, structural rules, etc.

In fact, they represent different (and consecutive) levels of the Cosmos structure through the fourth dimension, but with the same properties, elements, forces; following, observing and completing the same physical laws, etc.

Therefore any mass, material or celestial body, life, etc. that we see at stars' level has its equal or equivalent at atomic level, and vice versa.

"See you a solar nucleus, and you will have seen an atomic nucleus."

"See you a planet, and you will have seen an electron."

"See you a moon and you will have seen a neutrino."

"See you a comet or meteorite and you will have seen a heating particle"

"See you a galaxy and you will have seen a cosmic ray of high power (-1) or a photon (-2)"

"See you the explosion of a Supernova and you will have seen a nuclear fission (-1) or a Big-Bang (+1).

"Measure you the speed of a planet or its satellite, and the speed of an electron or its neutrino will have been measured"

"Measure you the speed of the meteorites or comets and the speed of the heating particles will have been measured."

"Measure you the diameter of a sun, and applying the lineal relation coefficient Lcr among levels 226,28, the diameter of an equivalent atomic nucleus will have been measured"

"Measure you the diameter of our moon, and applying the relation coefficient Lcr among levels, the diameter of an equivalent neutrino will have been measured"

"Measure you the mass of a planet and its satellite, and applying the relation coefficient Mcr of masses among

levels 556,28, the mass of an equivalent electron and neutrino will have been measured"

All the previous data belong to coincident (and observed) parameters among atoms and stars, which forces us to think that so much coincidence could not be given unless as much atoms as stars follow the same structural laws, say the classic mechanics, (Or a new and restructured quantum mechanic, coincident with the classic one.)

2.- Atoms are built and maintained by two types of forces: Gravity and the Magnetic force.

Gravity : Cohesion force

Foundation: Gravity is the cosmic energy (The union of space and time or Universal Motion) that alone can act as fields of force with concentric direction (points of energy or gravitation --See cosmic model)

Then the cosmic energy (the space-time union) in its first stage alone can act as gravitation points, those which later on unite to form the matter.

--In its lower level, gravity attracts and unites to the energy and gravitation points

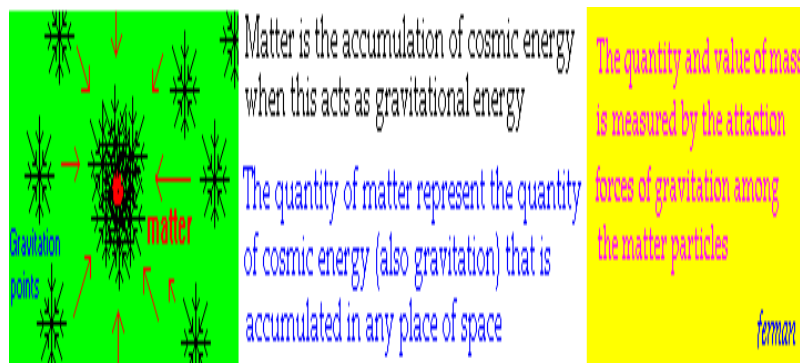


Fig. 9

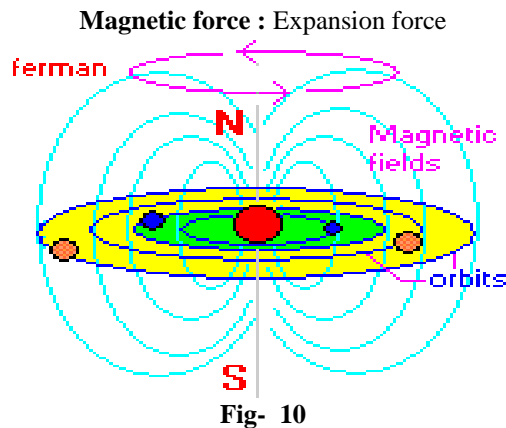
to create the matter, and later on in their superior levels, gravity coheres to the other bigger accumulations of matter, as nuclear masses, of electrons, particles, etc.

When the atomic nuclei rotate on themselves, they create the gravitational layers around the nucleus, in which, different magnetic orbits (with its electron) are located, each one of those at different distance of the nucleus.

In this sense, this eliminates the uncertainty of Bohr, since each layer has different orbits and therefore different levels.

Therefore gravity is not a force of attraction from the distance, but fields of force that compose, occupy and they are extended for the whole Cosmos.

* These fields of force stuff the whole Universe and compose the dark energy. (classicalAether)
 We can say in rough way that the cosmic energy or gravitation occupies the whole universe in similar proportion and density, and matter is those points where the cosmic energy or gravitation is accumulated and condensed, breaking scarce and partially the proportion and half density of energy that the cosmos has. And to compensate and rebalance appropriately the imbalances of energy allotment that taken place with the accumulation of gravitation points into matter, it is for what the magnetic force or forces of allotment and rebalance of energy into the space is born.



Foundation: Magnetic force is the energy distribution force in the Cosmos to get the same density of energy in all places of space.

The magnetic force creates, organizes and watches over the periphery of all the big matter accumulations, (atomic nuclei, leptons, big particles; stars, planets, etc.) creating the necessary magnetic fields and magnetic orbits to get the required volume to obtain the same density of energy that the Cosmos has.
 --As any matter, the great accumulation of mass of the atomic nucleus produces its corresponding Magnetic

force which builds, designs, watches over and organizes the atom periphery by means of the creation of magnetic fields and magnetic orbits, which attract, locate and maintain to electrons. Therefore, electrons are subjected to the force and classification of the magnetic fields and magnetic orbits that the nucleus produces.

For it, not alone electrons don't consume energy when rotating around the nucleus, but rather they cannot escape of their orbit because the magnetic force of attraction that these orbits contain impedes this possibility. This case, we have to take in mind that the magnetic potential of attraction resides and acts by mean of the orbits of atoms, but not on the central nucleus directly. Therefore the orbits with magnetic potential are similar and act as vacuums or holes of "low pressures of energy" that attract to electrons to be stuffed and to find their necessary magnetic balance. This way, the nuclei create magnetic orbits, and later on, the magnetic orbits attract and maintain electrons on them.

This is due to the magnetic force is an energy (and matter) redistribution force, antagonist to gravity, and the orbits are the strategic places where the particles (electrons, planets) are distributed. Alone the gravity potential acts directly from the central nucleus.

3.--The dimensions (volume) of atoms are determined by the magnetic fields and orbits that the magnetic force of the nucleus takes place. Being the magnetic force (see magnetic force in my model of Cosmos) a force of energy rebalance through the Cosmos, and its mission is to get an equality (same density) of energy in all the atoms, and for it, when bigger it is the atomic nucleus -- bigger it will be the total volume of the atom to get that equality of density (density = mass/volume). 4.--The energy levels that Bohr believed resided in electrons, because this theory contemplates it in a different way. It is the whole atom by means of its magnetic force that manages the potentials and energy levels and that in fact emits or captures energy when this energy is needed it to maintain the half density of energy explained previously. --This way if an atom acquires a new electron, immediately its volume increases and it needs to acquire great quantity of energy to conserve its halfdensity.

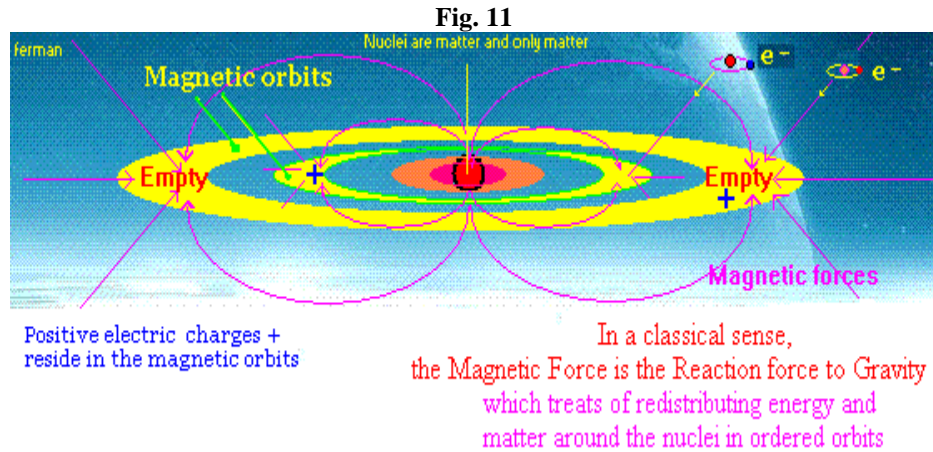
--If the atom gives an electron then its volume diminishes and the atom must to give energy to continue maintaining its half density. --If to an atom we give great quantity of energy, this acquires it and to maintain the

half density of energy its volume must to be increased, displacing to the last electron to an external orbit. But it is the magnetic potential of the atom that makes it, but not electrons.

This explains the different longitudes of wave of energy emission from atoms, because all they have different magnetic potential according to their dimension and energetic circumstances.

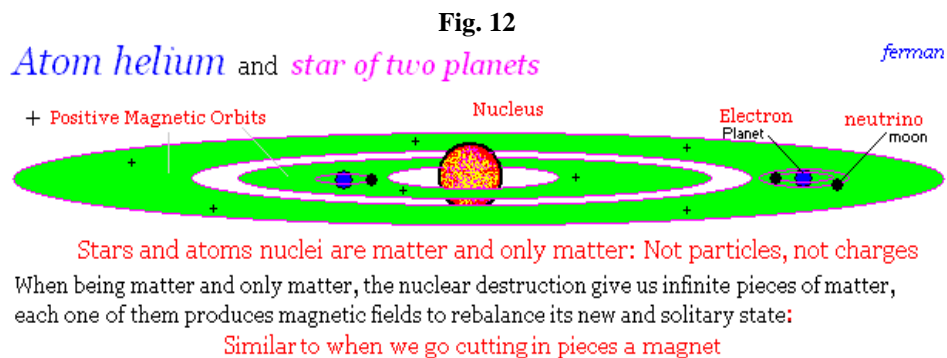
5.- So the atomic nuclei, electrons, neutrinos, etc. all they are single matter that is cohered by the gravitational force. This matter (as any other one) also produces their magnetic fields according to its dimensions. In the atomic nuclei there are not electric charges that repel themselves, neither strong interaction that attracts them; alone single matter with mutual attractive gravity force.

** **Strong force is gravity.** see explanation at the end. The electric charges reside and act from the potential orbits of each atom. Really, the electric charges on the electromagnetic potential of each orbit consist. So in the nuclei these electric charges don't exist.



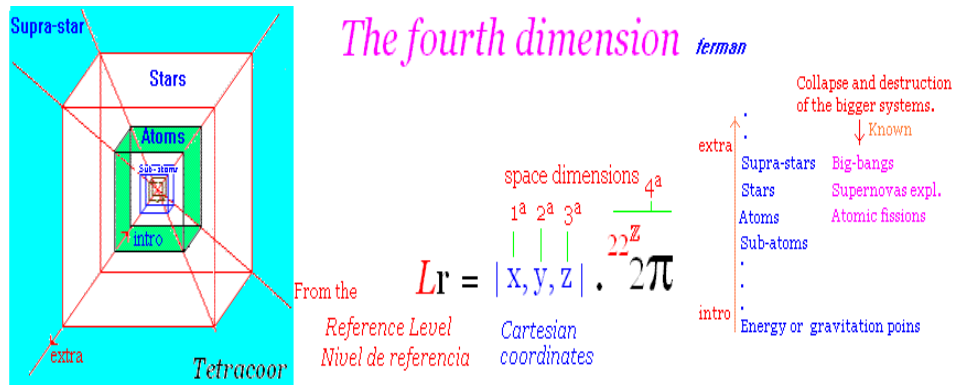
Therefore the atomic nuclei are single mass or matter that produces their fields and magnetic orbits to their surroundings where electrons are attracted and maintained. Defined atomic particles don't exist inside of the nuclei (protons, neutrons, quarks, gluons, etc.), uniquely the total atomic mass that produces the mentioned fields of forces. If we destroy an atomic nucleus we can obtain almost infinity pieces of nuclear matter that will always be different in size, gravitational potential, magnetic potential, etc. Inside of the nuclei, matter is one and only one, without any type of electric charges and with common fields of forces (gravity and magnetic fields).

Outside of the nuclei, any matter piece acquires its own gravity field and its own magnetic field, and this way, its own faculty of acquiring consort particles (Like the nucleus acquires electrons). In the same sense, each electron (lepton) is different from any other one and creates its own magnetic fields (according to its dimensions) to their surroundings, where captures and maintains to its neutrinos.



6.- This way, the Cosmos is structured in successive levels in exponential order through the Fourth dimension, being formed any level by the sum of other smaller ones. (For example, stars are the sum of many atoms; atoms by the sum of many sub-atoms, etc.) In this sense between a level and the following one a Lcr relationship of values exists that is ²²6,28 in space and time.

Fig- 13

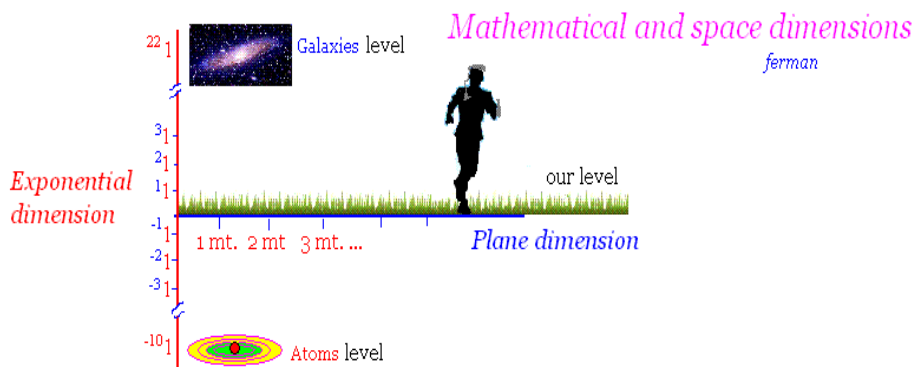


This way a stellar meter (or terrestrial) is equal to 226,28atomic meters. And in the same way, a terrestrial second is equal to 226,28atomic seconds. On the other hand the speeds (space / time) logically they are same in all the levels. This way the speed of an electron is the same one than the speed of a planet, and the speed of any atomic particle is the same than the speed of any equivalent stellar particle. For it gravity, as representation of the speed and acceleration of the cosmic energy, is same in all the levels, being therefore the gravity on a stars similar to the gravity on an equivalent atomic nucleus. This way the gravity in the atoms is what we denominate Strong Force and it is the only force that maintains cohesive the masses of the nuclei in the different levels.

Therefore, kept in mind that the speeds at atomic level are the same ones that in our level and contrarily the space and time are infinitely smaller, we would have for example that an electron would rotate approximately at 121 (1012) laps per second, and this way, when we observe the electron motion with our reference time, it would seem us that electron is in all the positions of its orbit at the same time, but alone it will be an optic illusion due to our time of observation.

And the same thing happens with all the other atomic particles, that we will be able to see them at the same time in several places, according to the mechanism that observation that we use. But it is simple observation defect in the time relation.

Fig. 14



* * Besides it, I include in the drawing my formula for obtaining the dimensions of atoms and the situation of its electrons. In this formula Aw is the atomic weight of the atom in question. Basic formula for the atomic structuring. Formula for stars at the end. The following one is the basic formula for the structuring of the gravitational systems (atoms, stars, etc.), which contains the structural parameters of the same ones such as mass of atoms, atomic radii, atomic density. At the same time the formula defines us the energy balance or coefficient of density that must have atoms according to the Law of Universal Balance that tells us: "All the gravitational systems (atoms, stars, etc.) tend to have the same energy density (coefficient of density)". Therefore any atom tends to complete the equality between its mass-energy and its volume multiply by its atomic density, just as it shows us the formula. In this case, if an atom gives or acquires an electron and therefore, it diminishes or increases its volume, this atom must also give or to acquire energy particles for rebalancing its energy state.

Fig. 15

Parameters to obtain the formula of Atomic radii ferman
 Parámetros para obtener los Radios atómicos

Mass of atom = Volume × Density

$$Aw \times Um = \frac{4}{3} \pi R^3 \times \pi \sqrt{Aw}$$

Atomic weight Unit of atomic mass Atom radius

Example, *Hydrogen*

$$1 \times 1,679894 \text{ gms.} = \frac{4}{3} \pi R_{\text{cms.}}^3 \times \pi \sqrt{1}$$

$$R_{\text{cms.}} = \sqrt[3]{\frac{1,679894}{\frac{4}{3} \pi^2}} = 0,503523 \text{ cms.}$$

URA Atomic radius unit

Simplified formula for atomic radii $R = 0,503523 \times \sqrt[6]{Aw}$ Å

(e.i) Ejemplo: Uranio (uranium)

$$\text{Radius Uranium} = 0,503523 \times 10^{-8} \text{ cms.} \times \sqrt[6]{238} = 0,503523 \times 10^{-8} \times 2,49 = 1,2537 \times 10^{-8} \text{ cms.}$$

As we can deduce from the general formula, in atoms their volume and atomic density grow in relation to the square root of their atomic weight.

Atomic Density.- Fig. 16

$$\text{Atomic density} = \pi \sqrt{Aw}$$

This way, we can put the density of atoms as: Being the atomic density the ratio between the mass and volume of any atom.

URA, unit of atomic radius.

Fig. 17

URA Unidad de Radio Atómico Hidrógeno
ferman Unit of Atomic Radius

$$\pi^2 R^3 = \sqrt[3]{2} = 1,259921$$

$$R^3 = 0,12766 \quad R_{(URA)} = 0,503523 \times 10^{-10} \text{ m.}$$

To obtain the atomic radii $URA \times \sqrt[6]{Aw}$

(e.i) Ejemplo: Osmio [osmium]

$$\text{Radius Osmium} = 0,503523 \times 10^{-8} \text{ cms.} \times \sqrt[6]{190} = 0,503523 \times 10^{-8} \times 2,40 = 1,20 \times 10^{-8} \text{ cms.}$$

The same as with the atomic mass of the hydrogen that can be used as unit of atomic mass, the atomic radius of the hydrogen can be used as unit of atomic radius URA for getting the atomic radii of other elements. In this case, we obtain the atomic radii of any other element multiplying this unit of atomic radius URA by the sixth root of the relative atomic mass of that element.

UMMA, Mathematical unit of atomic mass.

The mathematical unit of atomic mass in this theory is relative to the hydrogen mass, and it is getting multiplying the atomic volume of hydrogen $\frac{4}{3} \pi R^3$ by the its density before exposed, which in this case is the number Pi, 3,14159.

Then, the atomic mass unit will be:

$$UMMA = \frac{4}{3} (\pi)^2 \times (R)^3$$

$$UMMA = \frac{4}{3} \times 9,8696 \times 0,12766 = 1,679894 \times 10^{-24} \text{ g.}$$

But when being coincident at atomic level the value of $(\pi)^2 \times (R)^3$ with the cube root of 2, (1,259921) because we can also use this value for obtaining this mass unit, and so, we can also named it as mathematical unit of atomic mass.

$$UMMA = \frac{4}{3} \times 1,259921 = 1,679894$$

Fig. 18

UMMA Unidad matemática de masa atómica

Mathematical unit of atomic mass

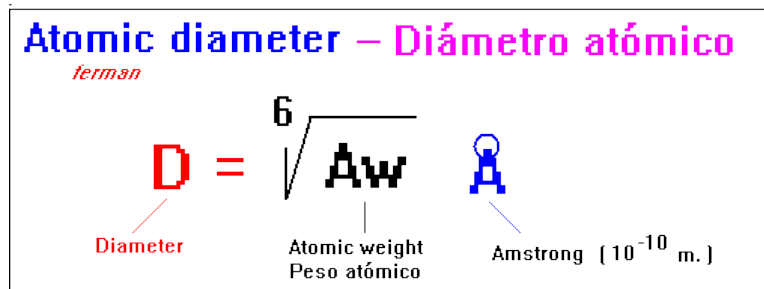
ferman

Hidrógeno_hydrogen

$$UMMA = \frac{4}{3} \sqrt[3]{2} = \frac{4}{3} \pi^2 R_{cm}^3 = 1,679894 \times 10^{-24} g.$$

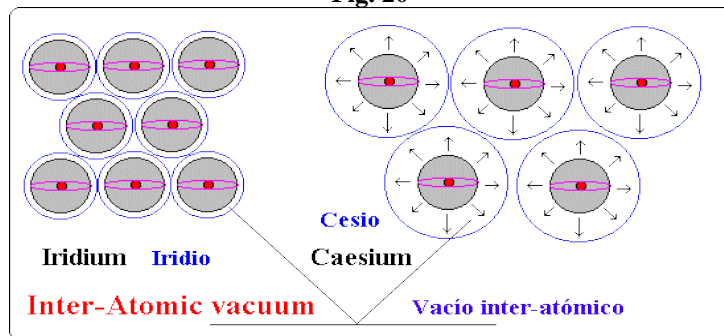
To the modulo $\pi^2 \times R^3 = 2^{1/3}$ we could call it Differential of coincidence, which in our case is next to the coincidence between our decimal metric unit (in angstroms) with the atomic diameter unit (2xURA) And the most easy formula for obtaining the atomic diameter would be:

Fig. 19



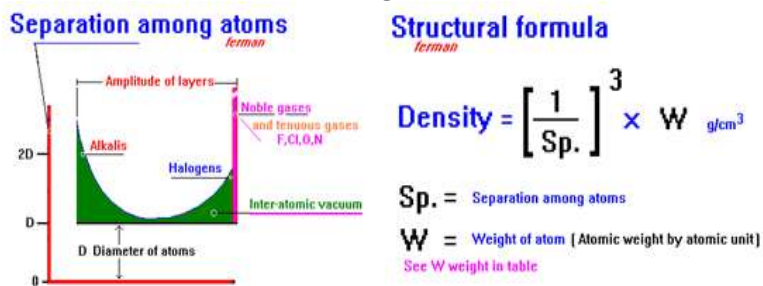
Note.- The current gauge system of the atomic radii is erroneous because it doesn't keep in mind the inter-atomic vacuum that separates atoms among them, depending on the saturation of their last gravitational layer. (i. e. the lithium atom with three electrons cannot has its radius three times bigger than the neon atom with 10 electrons).In gasses this inter-atomic vacuum is very big.

Fig. 20



Another topic relative to the dimensions of atoms is the **Molecular Porosity** (you can see in my model of Cosmos) that measures the distance among atoms inside molecules of materials.

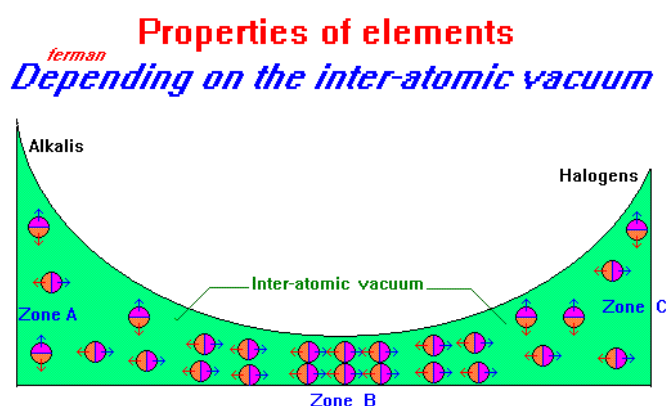
Fig- 21



Inter-atomic: As we see in the drawings, the inter-atomic vacuum is the distance or void among atoms that is caused by the repulsion among them due to its gravitational polarity, either electropositive (i.e. alkalis) or electronegative (i.e. halogens). The electropositive polarity has more repulsion potential than the electronegative one, as we can see in the drawing. The inter-atomic vacuum summed to the diameter of atoms gives us the separation S_p among the atomic nuclei.

Besides the gravitational polarity, the magnetic state of saturation of atoms and molecules also propitiates and produces the interatomic vacuum. For example, the saturation of the magnetic and gravitational layers of the noble gases drives them to take a "ideal" state of balance that eliminates any "desire or necessity" of approach toward other elements. In this sense, the acquisition and complementation of atoms and molecules with the enough quantity of particles (energy) makes that these acquire successive states of magnetic balance and changes of state (solid, liquid, gassy) go leaving every time bigger interatomic vacuum among them. ** We remember that magnetism (magnetic force) is synonymous of similar allotment of energy through space, with which when more it is the content of energy of any material -- more will be the state of repulsion among its atoms and molecules.

Fig.- 22



As we have seen, the gravitational polarity causes some repulsion among the chemical elements producing some void among atoms that we call inter-atomic vacuum. The inter-atomic vacuum influences a lot in the properties of these chemical elements, as in their density, hardness, crystallization, etc. besides the properties that already have due to their gravitational polarity. For a summary of these properties, I have divided the width of the gravitational layers in three areas (A, B and C), being the areas A and C of wide inter-atomic vacuum and being the area B of little inter-atomic vacuum. (See drawing)

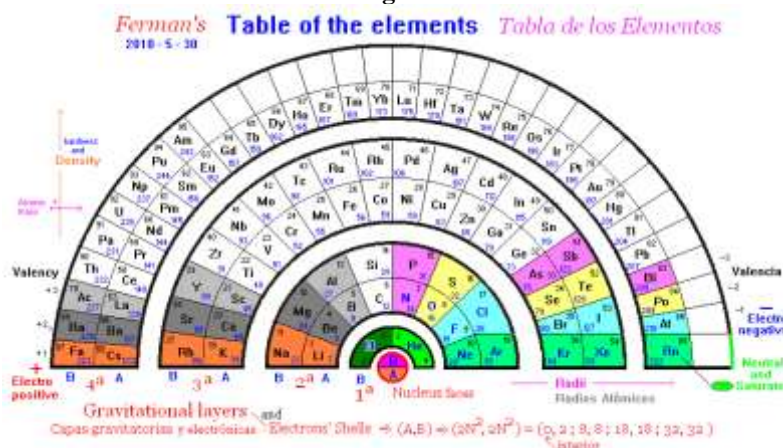
Area A and C: In these areas the inter-atomic vacuum is very big and atoms are very separate some of other, giving them the following properties. --Great reactivity --Little density. --Plasticity: soft, spreading, Etc.

Area B: In this area the inter-atomic vacuum is minimum and atoms usually join according to its magnetic polarity N-S acquiring properties contrary to the previous ones.

--Little or null reactivity.--Great density. --Hardness; tendency to the crystallization; brittle materials, Etc. "Rainbow" or physical table of the elements

NOTE: This table is free to be used and reproduced with mention of its author.

Fig. 23



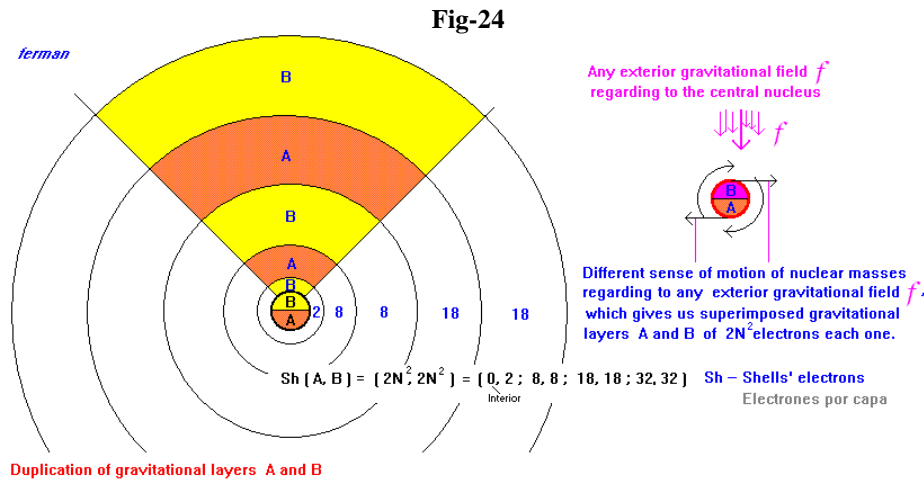
Examples of distribution of shells of electrons: Hydrogen (1); Helium (2) Carbon (2, 4,); Neon (2, 8) Aluminium (2, 8, 3); Chlorine (2, 8, 7); Argon (2, 8, 8) Chromium (2, 8, 8, 6); Germanium (2, 8, 8, 14); Krypton (2, 8, 8, 18) Zirconium (2, 8, 8, 18, 4); Cadmium (2, 8, 8, 18, 12); Xenon (2, 8, 8, 18, 18) Barium (2, 8, 8, 18, 18, 2); Iridium (2, 8, 8, 18, 18, 23); Radon (2, 8, 8, 18, 18, 32) Uranium (2, 8, 8, 18, 18, 32, 6)

* As we can deduce from the tables of the elements, the Pascal's Triangle is not the correct method of electrons shells distribution, but the one of layers duplication (A,B) with $2N^2$ electrons each one in ascending value. **Shells (A, B) = ($2N^2, 2N^2$).**

Gravitational layers A and B: (**Rotational phase-shift**)

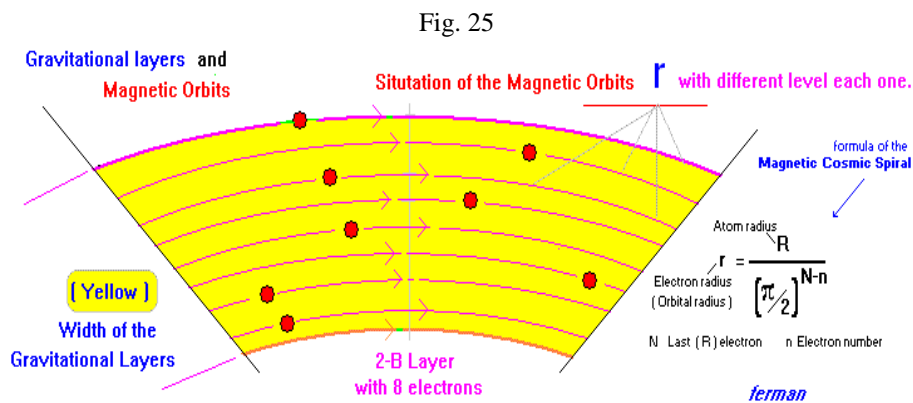
They are the duplication of gravitation layers taken place by each one of the faces (frontal B and posterior A) of the atomic nuclei in rotation.

This is because of when rotating the atomic nuclei, each one of the faces (frontal B and posterior A) moves in contrary sense in relation to any external gravitational field **f**, and therefore, the lines of gravitation tend to be added in two different blocks, creating two types of superimposed gravitational layers: All the lines belonging to the face A unite forming the layers and gravitation fields A; and the lines of gravitation belonging to the frontal face B unite among them forming the fields and gravitational layers B.



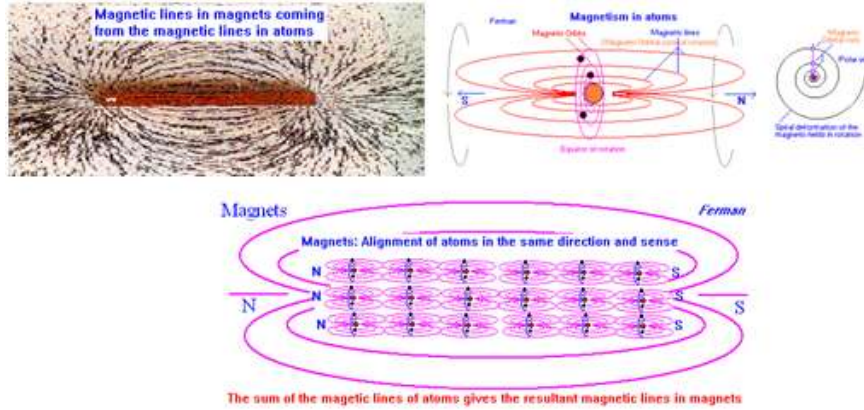
As we can see, the first layer (1-A) doesn't have electrons due to this layer is situated inside the own atomic nucleus.

* From the Ferman atomic model postulates: In the same sense, in the big atoms due to their great cohesion and compression, their first layers 1-B, 2-A, 2-B etc., also go being described inside the nuclear space and they go getting lost, lasting with electrons along the exterior gravitational layers.



* As we can observe, the atomic periphery is structured by means of duplicated Sh(A,B) gravitational layers of great amplitude, containing each one of them several magnetic orbits $2N^2$ (0, 2; 8,8; 18,18; 32, 32) to different levels and distance from the nucleus, each one of which attracts, captures and fixes to an electron. Therefore the magnetic orbits are those that have the potential of attraction, distribution and managing of electrons, but not the central nucleus, something similar to the situation of the iron filings around a magnet.

Fig. 26

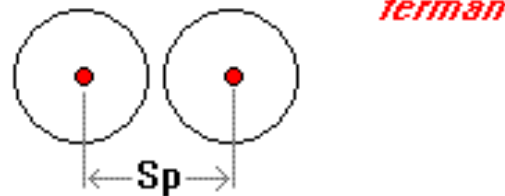


Therefore, the atoms would work in the following way: The nuclei create potential magnetic orbits; and the magnetic orbits attract, capture and fix to electrons on them.
Chart of atomic measures.

Below, I expose table of atomic measures: Separation is the distance among atomic nuclei in any material.

Fig. 27

Sp Separation among atomic nuclei



Separation and diameter are given in amstrongs.

Symbol--	Name -----	A.Weight	Density -	Weight10-24g	Cf. Porosity -	Separation --	Radius
H	Hydrogen	1	0,00009	1,67	Gas x2	33,37	0,5035
He	Helium	4	0,000178	6,64	Gas	33,37	0,64
-----	-----	----- Second	-- Gravity -	Layer --- 8	-----	-----	-----
Li	Lithium	7	0,535	11,62	0,72	2,79	0,7
Be	Beryllium	9	1,848	14,94	0,27	2,01	0,73
B	Boron	11	2,460	18,26	0,25	1,95	0,75
C	Carbon	12	2,267	19,92	0,30	2,07	0,76
N	Nitrogen	14	0,001251	23,24	Gas x2	33,37	0,78
O	Oxigen	16	0,001429	26,56	Gas x2	33,37	0,8
F	Fluorine	19	0,0017	31,54	Gas x2	33,37	0,82
Ne	Neon	20,19	0,000899	33,51	Gas	33,37	0,83
-----	-----	----- Third	-- Gravity -	Layer --- 8	-----	-----	-----
Na	Sodium	23	0,968	38,18	1,33	3,41	0,846
Mg	Magnesium	24	1,738	39,84	0,77	2,84	0,856
Al	Aluminum	27	2,781	44,82	0,54	2,53	0,87
Si	Silicon	28	2,330	46,48	0,67	2,71	0,88
P	Phosphorus	31	1,823	51,46	0,94	3,04	0,89
S	Sulfur	32	1,960	53,12	0,90	3,00	0,896
Cl	Chlorine	35,5	0,00314	58,93	Gas x2	33,37	0,91
Ar	Argon	39,95	0,00178	66,32	Gas	33,37	0,92
-----	-----	----Fourth	-- Gravity -	Layer --- 18	-----	-----	-----

K	Potassium	39	0,856	64,74	2,54	4,23	0,93
Ca	Calcium	40	1,550	66,40	1,44	3,50	0,936
Sc	Scandium	44,95	2,985	74,64	0,84	2,93	0,946
Ti	Titanium	47,87	4,51	79,49	0,59	2,60	0,956
V	Vanadium	50,94	6	84,59	0,47	2,41	0,966
Cr	Chromium	52	7,19	86,35	0,40	2,29	0,97
Mn	Manganese	54,94	7,21	91,93	0,42	2,33	0,98
Fe	Iron	56	7,900	92,96	0,40	2,28	0,987
Co	Cobalt	58,93	8,9	97,86	0,37	2,23	0,99
Ni	Nickel	59	8,800	97,94	0,37	2,23	0,997
Cu	Copper	63	8,900	104,58	0,39	2,27	1,00
Zn	Zinc	65,4	7,14	108,60	0,51	2,48	1,006
Ga	Galium	70	5,904	116,20	0,66	2,70	1,02
Ge	Germanium	72,64	5,323	120,63	0,76	2,83	1,03
As	Arsenic	75	5,727	124,50	0,73	2,79	1,032
Se	Selenium	79	4,810	131,14	0,91	3,01	1,04
Br	Bromine	80	3,119	132,80	1,42	3,49	1,047
Kr	Krypton	83,80	0,00374	139,11	Gas	33,37	1,05
-----	-----	----- Fifth	-- Gravity -	Layer --- 18	-----	-----	-----
-	-	-	-	-	-	-	-
Rb	Rubidium	86	1,532	142,76	3,12	4,53	1,057
Sr	Strontium	87,62	2,64	145,50	1,86	3,81	1,06
Y	Yttrium	88,9	4,472	147,63	1,11	3,21	1,062
Zr	Zirconium	91,22	6,52	151,48	0,78	2,85	1,067
Nb	Neobium	92,9	8,57	154,27	0,60	2,62	1,072
Mo	Molybdenum	96	10,280	159,36	0,52	2,49	1,077
Tc	Technetium	98	11	162,74	0,49	2,45	1,082
Ru	Ruthenium	101	12,45	167,72	0,45	2,38	1,087
Rh	Rhodium	102	12,41	169,38	0,46	2,39	1,088
Pd	Palladium	106	12,023	175,96	0,49	2,44	1,095
Ag	Silver	107	10,500	177,62	0,56	2,56	1,097
Cd	Cadmium	112,4	8,65	186,65	0,72	2,78	1,1
In	Indium	115	7,310	190,90	0,87	2,96	1,11
Sn	Tin	119	7,310	197,54	0,90	3,00	1,12
Sb	Antimony	122	6,697	202,52	1,01	3,12	1,123
Te	Tellurium	128	6,240	212,48	1,14	3,24	1,127
I	Iodine	127	4,940	210,82	1,42	3,49	1,13
Xe	Xenon	131,30	0,00585	217,95	Gas	33,37	1,133
-----	-----	----- Sixth	-- Gravity -	Layer --- 32	-----	-----	-----
-	-	-	-	-	-	-	-
Cs	Cesium	133	1,879	220,78	3,93	4,90	1,138
Ba	Barium	137	3,510	227,42	2,17	4,01	1,14
La	Lanthanum	138,9	6,162	230,66	1,26	3,35	1,143
Ce	Cerium	140,116	6,77	232,68	1,15	3,25	1,146
Pr	Proseodymium	140,9	6,77	233,98	1,16	3,26	1,148
Nd	Neodimium	144,24	7,01	239,52	1,14	3,24	1,15
Pm	Prometium	145	7,26	240,79	1,11	3,21	1,153
Sa	Samarium	150,36	7,52	249,69	1,12	3,22	1,158
Eu	Europium	151,96	5,264 *	252,34	1,59 *	3,62 *	1,16
Gd	Gadolinium	157,25	7,9	261,13	1,11	3,21	1,168
Tb	Terbium	158,9	8,23	263,87	1,07	3,17	1,17
Dy	Dysprosium	162,5	8,54	269,85	1,06	3,16	1,175
Ho	Holmium	164,9	8,79	273,83	1,05	3,15	1,178
Er	Erbium	167,26	9,066	277,75	1,03	3,13	1,18
Tm	Thulium	168,9	9,32	280,48	1,01	3,11	1,183
Yb	Ytterbium	173	6,90 *	287,28	1,39 *	3,46 *	1,188
Lu	Lutetium	174,97	9,84	290,56	0,99	3,09	1,19
Hf	Hafnium	178,49	13,31	296,40	0,74	2,81	1,193
Ta	Tantalum	180,95	16,69	300,49	0,60	2,62	1,198
W	Tungsten	184	19,250	305,44	0,53	2,51	1,2
Re	Rhenium	186,2	21,02	309,20	0,49	2,45	1,21
Os	Osmium	190	22,610	315,40	0,47	2,41	1,22
Ir	Iridium	193	22,650	320,38	0,47	2,42	1,223
Pt	Platinum	195	21,500	323,70	0,50	2,47	1,225
Au	Gold	197	19,300	327,02	0,57	2,57	1,227
Hg	Mercury	201	13,600	333,66	0,82	2,90	1,23
Tl	Tallium	204,38	11,85	339,39	0,96	3,06	1,231
Pb	Lead	207	11,600	343,62	1,00	3,10	1,232
Bi	Bismuth	209	9,780	346,94	1,19	3,29	1,233
Po	Polonium	209	9,196	347,07	1,26	3,35	1,235
At	Astatine	210	-----	348,73	-----	-----	1,236

Rd	Radon	222	0,00973	368,52	Gas	33,37	1,238
-	-	---Seventh	-- Gravity -	Layer ----	-----	-----	-----
Fr	Francium	223	1,87	370,31	6,65	5,83	1,239
Ra	Radium	226	5,000	375,16	2,52	4,22	1,24
Ac	Actinium	227	10,070	376,82	1,25	3,34	1,243
To	Thorium	232	11,7	385,26	1,11	3,21	1,245
Pa	Protactinium	231	15,37	383,60	0,84	2,92	1,248
U	Uranium	238	18,700	395,08	0,70	2,76	1,25
Np	Neptunium	237	20,45	393,56	0,65	2,68	1,254
Pu	Plutonio	244	19,8	405,19	0,68	2,73	1,256
Am	Americium	243	12	403,53	1,13	3,23	1,258

Gases

Symbol	Name -	A.Weight	Density ---	Weight (10-24g)	Coef. Porosity	Separation	Radius
H	Hydrogen	1	0,00009	1,67	-----	33,37	0,5035
He	Helium	4	0,000178	6,64	-----	33,37	0,64
Ne	Neon	20,19	0,000899	33,51	-----	33,37	0,83
Ar	Argon	39,95	0,00178	66,32	-----	33,37	0,92
Kr	Krypton	83,80	0,00374	139,11	-----	33,37	1,05
Xe	Xenon	131,30	0,00585	217,95	-----	33,37	1,13
Rd	Radon	222	0,00973	368,52	-----	33,37	1,24
N	Nitrogen	14	0,001251	23,24	-----	33,37	0,78
O	Oxigen	16	0,001429	26,56	-----	33,37	0,8
F	Fluorine	19	0,0017	31,54	-----	33,37	0,82
Cl	Chlorine	35,5	0,00314	58,93	-----	33,37	0,91

From the previous table of gases and applying the structural formula, we can deduce that the molecules of noble gases have an atom uniquely, while the other ones are bi-atomic. The next formula is for gases, but can be used also for liquids or solids using the term atoms instead of molecules.

Fig. 28

Quantity of molecules by unit of volume
ferman

$$\text{Molecules} / \text{m}^3 = \left[\frac{1}{\text{Sp.}} \right]^3$$

$\left(\frac{1}{33,37} \right)^3 = 2,6911 \times 10^{-22}$ Molecules / liter

Quantity of atoms in weight (M_{grams})
ferman Cantidad de átomo en peso

$$\text{Atoms Quantity} = \frac{\left[\frac{1}{\text{Sp.}} \right]^3 \times M_{\text{grams}}}{\text{Density}} \times 10^{24}$$

Weight of atom

ferman Obtaining Sp Separation

$$\text{Sp}^3 = \frac{W}{\text{Density}} \cdot A$$

Fig. 29

Example of atoms quantity with lead Density 11,34
Atomic weight 207,2

Obtaining Sp W Weight atom of lead 344×10^{-24}

$$Sp = \sqrt[3]{\frac{W}{\text{Density}}} = \sqrt[3]{\frac{344}{11,34}} = 3,12 \text{ \AA}$$

In volume $(1/3,12)^3 = 3,2925 \times 10^{25} \text{ atoms/litre}$

In weight 175 grams.

$$\frac{(1/3,12)^3 \times 175}{11,34} = 0,50811 \times 10^{24} \text{ atoms}$$

Ionic and covalent radii

By the moment, to measure the ionic and covalent radii and to get a general formula that is good us for it, I will choose a middle useful value for all them (0,3 n). Nevertheless later on I will adjust better this value and to dapt it to the different dimensions of any atom.

Fig. 30

Covalent and ionic radii

ferman In Armstrong

Acquisition of electrons $Ae^- \quad R_i = r + 0,3n$ r Normal radius of atom
 R_i Ionic radius

Cession of electrons $Ca^+ \quad R_i = r / 1,57^n$ n Number of given or acquired electrons

Fig. 31

Ionic Radii Radios iónicas

ferman

Chlorine radius = r 0,905
Sodium radius = r 0,84

Cl r $0,905 + 0,3 = 1,2$ of R_i
Na r $0,84 / 1,57 = 0,535$ of R_i

$R_i + R_i$ Ionic radius of Cl Na = 1,735 Armstrongs

Ionic volume :


$$\frac{4}{3} \pi R_i^3 = \frac{4}{3} \pi 1,2^3 = 7,24 \text{ \AA}^3$$

$$\frac{4}{3} \pi R_i^3 = \frac{4}{3} \pi 0,535^3 = 0,64 \text{ \AA}^3$$

Ionic volume $7,88 \text{ \AA}^3$

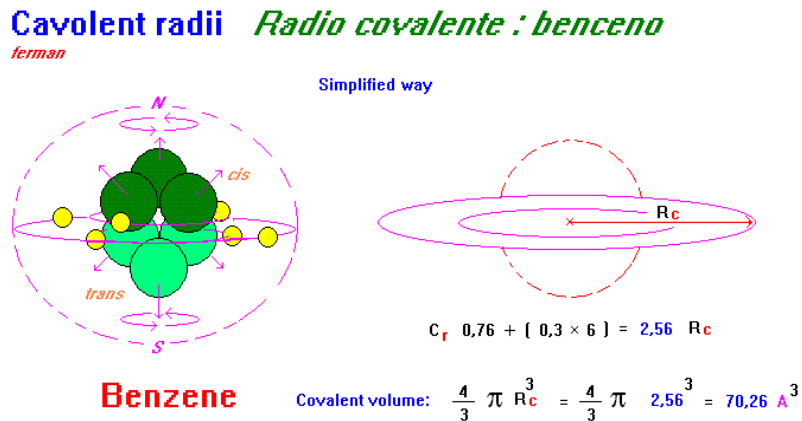
The covalent radii are very different depending on the type of molecules. Here we see a simple one.

Fig. 32



A some complicated case

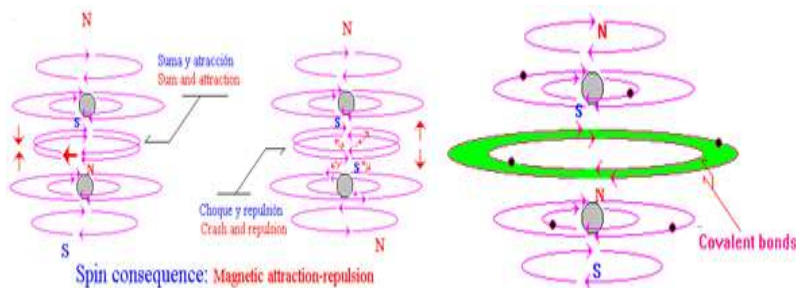
Fi. 33



Atoms connections
Main types of bonds and crystal lattices.

Foundation: The nuclei of the gravitational systems (atoms, stars) rotate on themselves (spin) and they make to rotate and to be deformed (in spiral) to the gravitational and magnetic fields that surround them. This makes that to be able the approaching and union of two or more atoms and to create common orbits (covalent bonds) they have to join in the polar N-S direction, because otherwise their magnetic and gravitational fields would collide producing the rejection among them. Therefore, to come closer some atoms to other and to create the atomic connections or to build crystals, atoms must approach in the polar direction N-S or S-N.

Fig.34



N-S Magnetic

polarity: As we can see, the magnetic polarity N-S (magnets) is due to the result of the spin and orientation of the fields of forces (gravity and magnetic force), which can be added or rejected depending on the sense of approximation among atoms. In the following drawing we have the way of connecting atoms to obtain the different types of covalent bonds. In the same way and N-S orientation, the ionic molecules and crystals are built.

Fig. 35

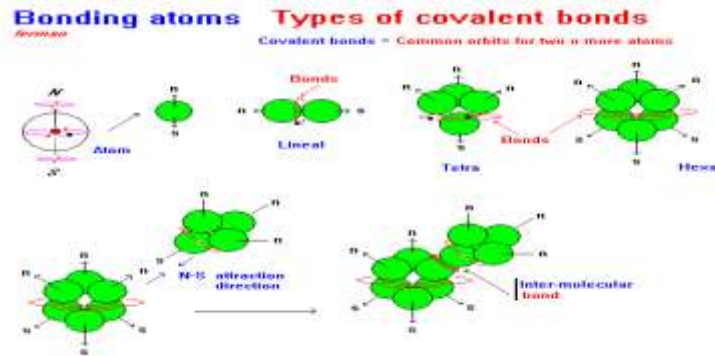
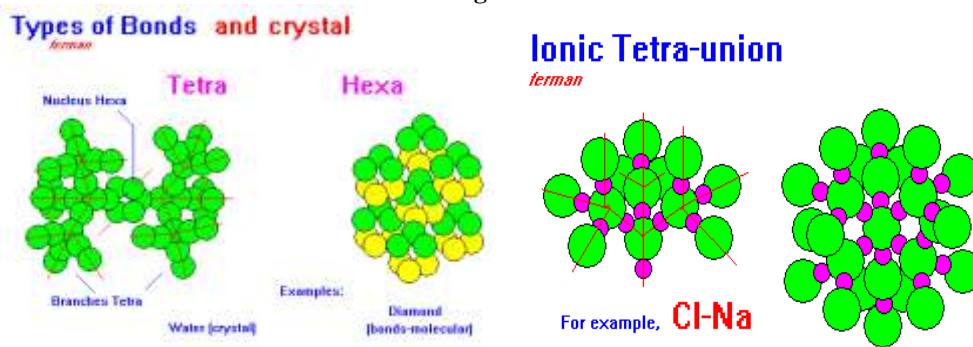


Fig. 36



In the drawing we see as any type of bond or crystal takes its correspondent interatomic vacuum among its atoms and molecules. For example, in the Hexa type connection, we have to graphite or fullerene (hexa molecules) united by ionic action and they take certain interatomic vacuum among their atoms and molecules. While diamonds (also hexa type) are great macromolecules that give less interatomic vacuum among its atoms since all they are united by bonds and not attracted by ionic action, as in graphite. In liquid water, the interatomic vacuum produced by the repulsion due to its liquid state is compensated with the more complicated Tetra structure that take when is converted into ice (crystal). Several drawings on the carbon bond types

Fig. 37

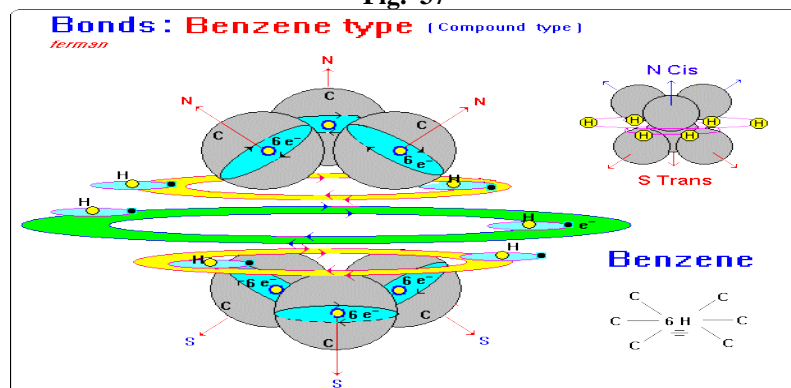


Fig. 38

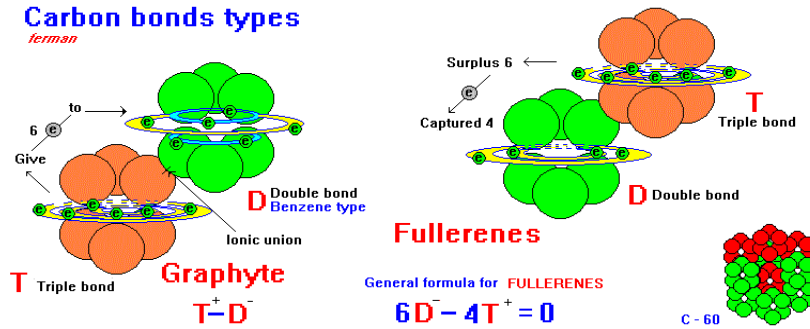
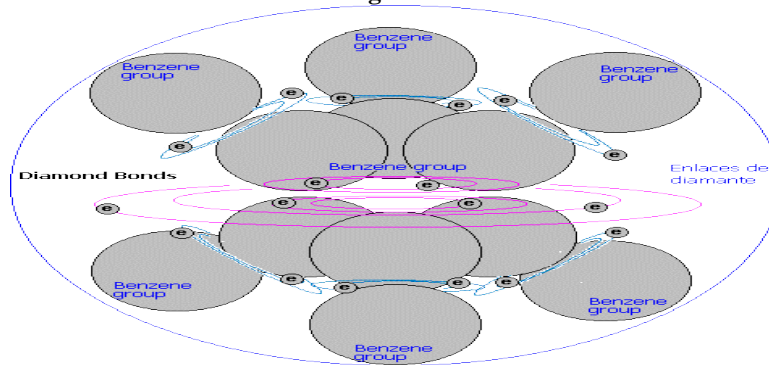


Fig. 39



As we can see, any diamond is a single macro-molecule, which gives it its great hardness since to break it we also have to break its atomic bonds. (Diamonds are built by mean of hexa group of compound type (benzene type) united all them by intermolecular single bonds. Several drawings on the vital molecules

Fig. 40

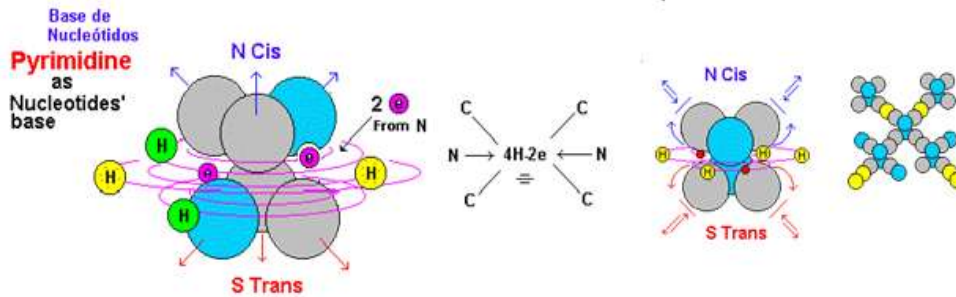


Fig.41

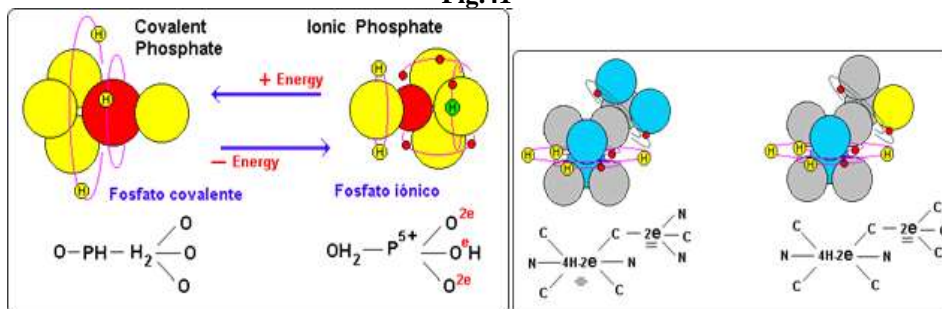
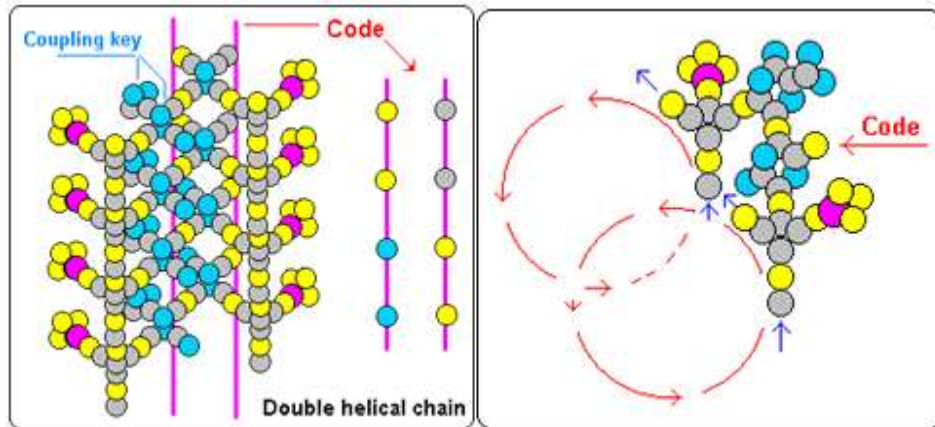


Fig. 42



The importance of Pi.

As we can see in this theory, Pi is a basic parameter in the building of atoms in such as topics as the density coefficient where Pi intervene in the relation between dimensions and mass of atoms. In such a way, Pi should be the key to get the value of the unit of atomic mass. This way I give a mathematical formula to obtain a approximate value for the atomic unit of mass:

UMMA Unidad matemática de masa atómica
Mathematical unit of atomic mass *ferman*
Hidrógeno _hydrogen

$$UMMA = \frac{4}{3} \sqrt[3]{2} = \frac{4}{3} \pi^2 R_{cm}^3 = 1,679894 \times 10^{-24} g.$$

This way, we can say:Pi is the basic number to build atoms and stars and to measure the relation between their levels; between the micro and macro Cosmos.

Other parameters where Pi seems to be essential: --The already view previously atomic density, Pi x square root of the atomic weight. 3,14 x | Aw.--Lcr. As we see in the basic formula for stars (below) the lineal ratio of equivalence between stars and atoms is $^{22}2\pi = ^{22}6,28$ --The FINAL or TOTAL ratio between the masses of stars and atoms (below) is the cube for the previous value $^{22}2\pi^3 = ^{68}2,48$ --The relation between the unit of atomic weight and the maximum atomic weight that can support the magnetic imbalance (atomic weights of the biggest atoms) it is the cube of 2Pi. $2\pi^3 = 248$

**** Strong force is gravity.**

Currently physicists tell us that in atoms gravity is minimum, almost imperceptible. Really! This seems to be a very rare conclusion.Let us see: The sources of the cosmic gravity reside in the atomic nuclei. --We see as in our galaxy stars, which are some from other ones to thousands of years light, they attract themselves and this attraction is due to the gravitational force of their atomic nuclei. --We see like in the external space, the powder and galactic particles attract themselves to form stars and this attraction is due to the gravity of the atomic nuclei. --We see as the matter of any mass, planet, stars, etc. it is cohesive strongly for the action of the gravity that is produced by the atomic nuclei. Therefore it is not acceptable to say that, outwardly to atoms, gravity can attract and unite masses and it can attract stars to thousands of years light, but inside the atoms, on its own sources of birth, the gravity is very weak. Do we maybe forget that gravity decreases with the square of the distance regarding to the mass that produces this gravity? As my cosmic theory explains, gravity on the surface of an atomic nucleus is the same one than on a star. Equally, gravity on an electron is similar to the one of an equivalent planet. Then, why it is believed that gravity in atoms is imperceptible? Because due to the tests to measure have been taken to end in a "hostile medium" as it is inside a gravitational field of enormous dimensions, on the earth. Inside any star, planets, etc, all and each one of the gravitational fields of their atoms unites to form a single resultant in such a way that atoms don't act for separate, but as a unique resultant.

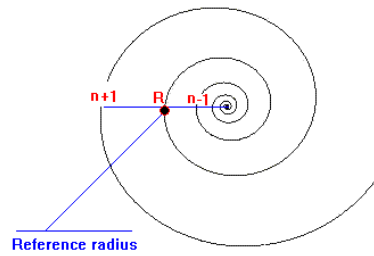
Cosmic Spiral

In the following drawing I expose my formula for the cosmic spiral, in this case with geometry characteristics.

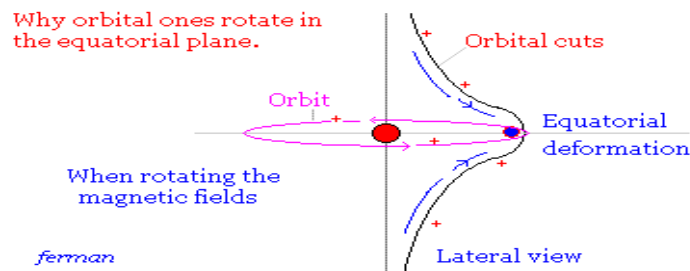
Cosmic spiral
Espiral C6smica

$$r_n = R \cdot \left(\frac{\pi}{2}\right)^{\pm n}$$

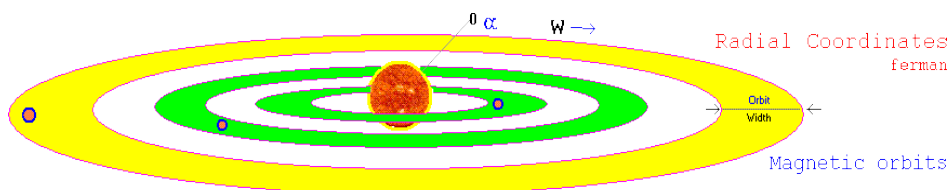
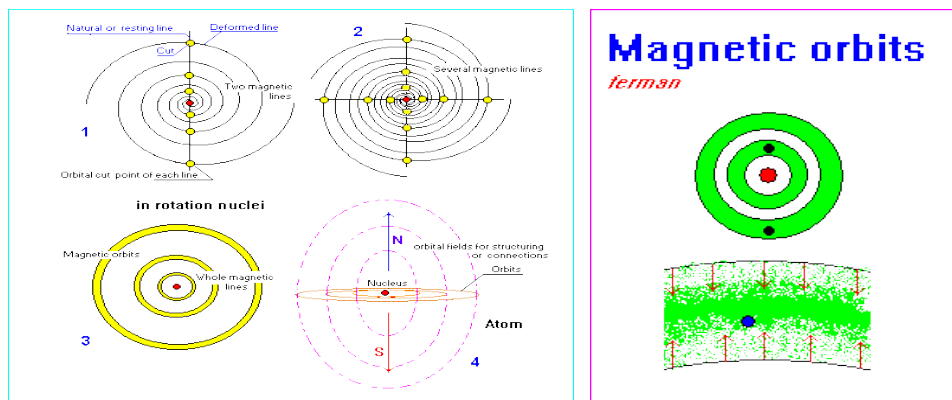
- r_n = Anteriors or posteriors radii from R
- R = Value of the radius R that is taken as reference.
- n = Number of position of the radius r regarding to R.



The orbits of electrons are located and built on the orbital cuts. The orbital cuts are the distances in that the magnetic spiral is cut with its natural radio, as we see in the previous and following drawings.



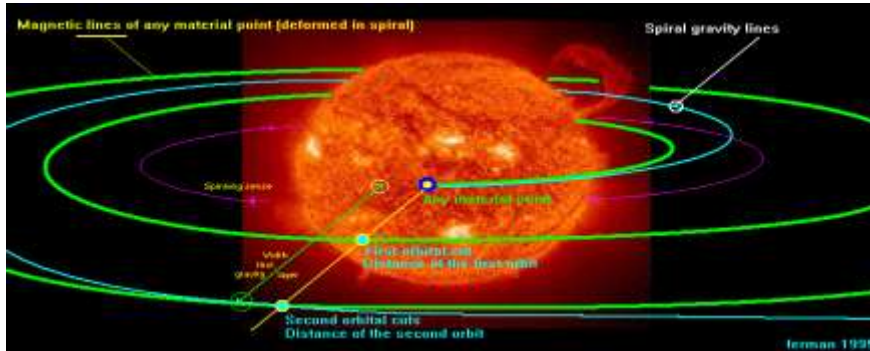
In the following drawing we see as the magnetic fields (and the gravitational one) are deformed in spiral due to the rotation of the nucleus, and where the orbital cuts and the magnetic orbits are created.



Particles (orbitals) situation $P_S \Rightarrow R'_\alpha + W't ; R''_\alpha + W''t ; R'''_\alpha + W'''t$

**As we can see in the drawing of the energy orbits, if in quantum mechanics instead of the Cartesian coordinates the radial coordinates had been chosen $P = R'_{o+w't}; R''_{o+w't}; R'''_{o+w't}; \dots$ the solution would be more correct, real, respectful with the forces and physical laws, etc;and why don't say it, ... more intelligent solution.

The magnetic orbits attract and maintain to electrons (and planets) rotating on the same ones. (From a maximum to a minimum of width according to the circumstances of each electron) This way, the magnetic potential of any atom acts by mean of the magnetic orbits, but not on the nucleus. The orbital cuts can be orbital cuts of the magnetic fields and orbital cuts of the gravitational fields, because as much the gravitational fields as the magnetic ones are deformed in spiral when the nucleus rotates, and therefore the two types of orbital cuts take place. --The magnetic cuts give us the position of the orbits. --The gravitational cuts give us the beginning and termination of each gravitational layer.



Due to inside atoms the gravity fields decrease with the square of the distance and the magnetic fields doesn't, a bigger width of the gravitational layers takes place containing more than one magnetic orbit inside them $2 N^2$. Also duplication of layers take place as it is explained in my cosmic model. Now then, as much the magnetic orbits with potential as the gravitational layers tend to be completed and saturated with the acquisition of the necessary orbital ones (electrons, planets). If they are not complete (and therefore with imbalance), as much the magnetic orbits as the gravitational layers produce a rebalance force that we call polarity. -The gravitational layers produce the gravitational polarity of saturation; the well-known valency (the electronegative o electropositive gravitational polarity). -The not adequately saturated magnetic orbits produce the electromagnetic polarity (+,-).

Basic formula forstars

Formulas for stars *ferman*

$$\text{Mass of star} \times \text{Level coefficient} = \text{Volume} \times \text{Density}$$

$$S_m \times L_{cf.} = \frac{4}{3} \pi R^3 \times \pi \sqrt{S_w}$$

Star mass $12,3,948$ Star radius Stellar weight units

$$S_w = \frac{S_m}{U_{ms}} = \frac{12,3,948}{1,0417} = 29,1,0417 \text{ Kg.}$$

Star radius: $R = 3,15 \times \sqrt[6]{S_w}$ Unit of stellar mass

$$U_{ms} \times L_{cf.} = \{ L_{cf.} \}^3$$

Unit of atomic mass Lcf. Linear coefficients of relation among levels: $22,2\pi$

$$\frac{29,1,0417 \times 12,3,948}{-27,1,05799} = (22,2\pi)^3 = 68,2,48$$

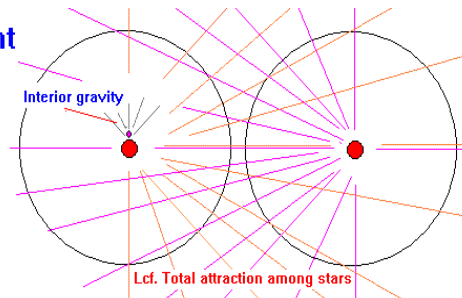
The stellar parameters are similar to the atomic parameters. The main parameters that we see in the drawing are: **Sm** - The star's mass.

Lcf. - Level coefficient: $12,3,948$ The weight of bodies is due to the attraction that their gravitational fields make among them. In our level, we can measure the whole weight of atoms, that is to say, our earth attracts not alone the atomic nuclei of the bodies, but also their gravitational fields. However, in our star or sun we alone can measure the weight of its solar nucleus but not of its gravitational fields. The level coefficient Lcf is the one that drives us to the total weight of our solar system with relations to the attraction that other stars make on our sun. This parameter is also called dark matter, dark energy, hidden parameter, invisible matter, etc. But really it is the weight (and mutual attraction) of the gravity fields of stars.

Lcf. Level coefficient

ferman

$${}^{12}2\pi^2 = 12,948$$




R - It is the star's radius from the solar nucleus to its last planet, in the same way as in the atoms the atomic radius is the distance until its last electron.

Sw - It is the stellar weight. Similar as in atoms the atomic weight A_w is the ratio between the weight of atoms and the unit of atomic mass, in stars the stellar weight S_w is the ratio between the star's mass and the unit of stellar mass U_{ms} .

U_{ms} - It is the unit of stellar mass. The unit of stellar mass (similar as in atoms with their unit of atomic mass), it is the one that represents the smallest star, which would have alone a planet to its surroundings, situated to the Unit of Stellar Radius ($U_r = {}^{12}3,15$ metres). The unit of stellar mass U_{ms} has a value of ${}^{29}1,0417$ kilograms.

Lcr - Coefficient of lineal relation among levels. It is the lineal ratio of distances between atoms and stars in relation to equivalent elements. The value of the Lcr is of ${}^{22}2\pi$ For example.



Taking an equivalent atom to our solar system that could be a neon atom, of radius ${}^{-10}0,8$ m. We multiply this radius of neon ${}^{-10}0,8$ by Lcr. ${}^{22}2\pi$ and we have:
 ${}^{-10}0,8 \times {}^{22}2\pi = {}^{12}5$ metres which would be the radius of our solar system.

Mrcf. Level relation among masses *ferman*

$$Mrcf = \frac{\text{Unit of stellar mass } U_{ms}}{\text{Unit of atomic mass } U} = \frac{{}^{29}1,0417 \text{ kg.}}{{}^{-27}1,65799 \text{ kg.}} = {}^{55}6,2832$$

Mcr - Coefficient of masses among levels. It is the relations or ratio between the mass of any stellar element and its equivalent one in atoms. For example, Given our satellite or moon, with weight of ${}^{25}7,35$ grams. If we divide this quantity for the relation coefficient of masses among levels Mcr. (${}^{55}6,28$) we will have:
 ${}^{25}7,35 / {}^{55}6,28 = {}^{-30}1,17$ grams.

And this it would be the weight of an equivalent neutrino that was rotating around any electron.

Radii of the planets' orbits

ferman

$$r_n = \frac{R_N}{\left[\frac{\pi}{2}\right]^{N-n}} = \frac{3,15 \times \sqrt[6]{S_w}}{\left[\frac{\pi}{2}\right]^{N-n}} \text{ mts.}$$

Unit of radius of the solar systems

$$S_w = \frac{S_m}{U_{ms}} = \frac{\text{Star mass}}{\text{Mass solar unit}} = 29,10417 \text{ Kg.}$$

Solar number

Cohesion of systems. -

When the gravitational systems (atoms, stars) go increasing their size, their cosmic spirals go being cohered and joining to the nucleus of the system. In such a case when the systems are very big, the interior gravitational layers and magnetic orbits go being absorbed by the nucleus and alone last the external layers and orbits. This way, the big systems conserve one or two external layers only and about 20 orbital ones.

Fields of rotary force in atoms

Orbital cuts and orbits of electrons The gravitational systems such as atoms and stars are constituted by two main elements:

1.-The visible matter as the central nuclei, and the orbital ones (electrons, planets) as well as of smaller multitude of particles that rotate around the nucleus (energy particles), and by the particles that rotate around the orbital ones (neutrino, satellites or moons).

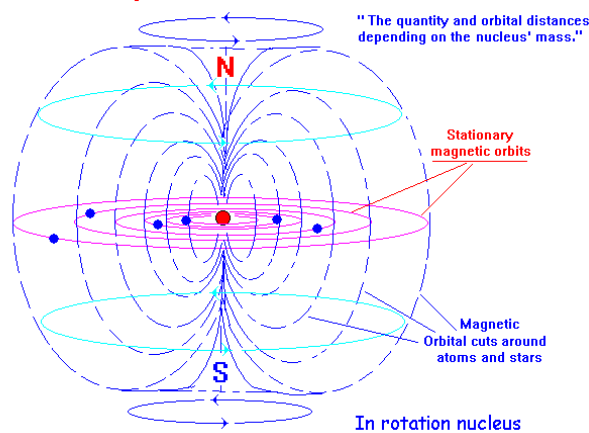
2.-The non-visible energy fields as the gravitational and magnetic fields. In fact, the visible matter or mass is simply energy fields structured into gravitational systems. Because well, the true atomic structure is supported by the gravitational and magnetic fields that surround to the central nucleus. This energy fields (gravitational) and force fields (magnetic) are supported and adscript to the nuclear material and therefore to each atom (or sub-atom) of the same one, with which, when the nuclear matter rotates on itself also obligates to make it to the fields of force that surround it. When these fields of force rotate around the nucleus, these fields are deformed in spiral around this nucleus, and as consequence, the orbital cuts or distances of magnetic and gravitational balance are produced. This circumstance is due to the cosmic energy births and is developed in straight line and when by its rotation is deformed into spiral form, this energy alone it is totally balanced in the points of the spiral that are radially aligned with their supporting atoms, say, alone in the cuts points between the spiral and the natural radius of the nucleus. To these cut points we call orbital cuts, and these distances are where the orbital ones (electrons, planets) are located in the magnetic fields, and where begin and finish the gravitational layers.

In the following drawing we see the magnetic orbital cuts or magnetic lines, as well as the orbits of electrons.

Rotary fields of forces in Gravitational systems

ferman

Stationary orbits in Atoms and Stars

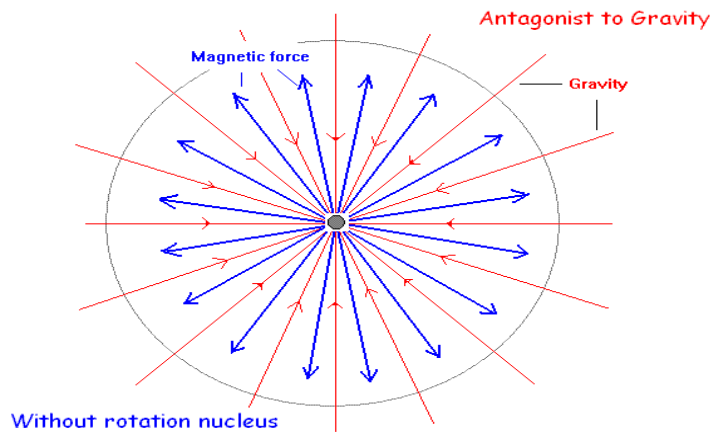


Why is this theory better?

- 1.- This theory is completed in all the places and levels of the Cosmos: At atomic level and at stellar level (Micro and macro-cosmos).
 - 2.- It agrees the classic physical laws (forces, motions, momentums, etc.)
 - 3.- It is very simple; only using two forces for the complete structuring of the Cosmos: Gravity and Magnetic Force.
 - 4.- It doesn't use Uncertainty. Situation of electrons (and planets), atomic masses, atomic radii, atomic density, etc. they are perfectly defined, structured and measured by means of mathematical formulas.
 - 5.- It interrelates the different levels of the Cosmos (atoms, stars) by means of formulas and parameter of relation.
 - 6.- It simplifies the types and classes of particles by means of a unique type of structuring, composition and behaviour in all them.
 - 7.- It explains the birth of forces and motions by means of the imbalance and rebalance of the gravitational systems or natural units of energy and cosmic matter, which tries to be redistributed in the same quantity and density through the Cosmos.
- In this sense, the **fields** of magnetic and gravitational forces are the ones that produce any type of **vectorial forces and motions** in the Cosmos.
- 8.- It explains the cosmic structuring and the reason, birth and foundations of their main elements, such as space, time, energy, gravitation, magnetic force, matter, atoms, etc.
- Some drawing on this theory.

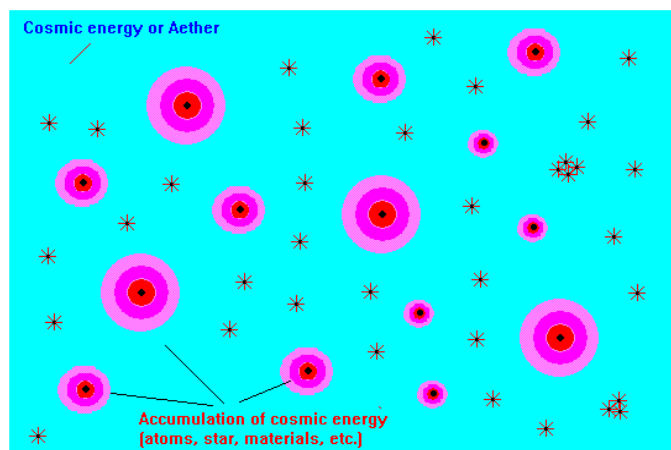
Magnetic force (MF) *ferman*

"The magnetic force is the ERF
Energy redistribution force through space"



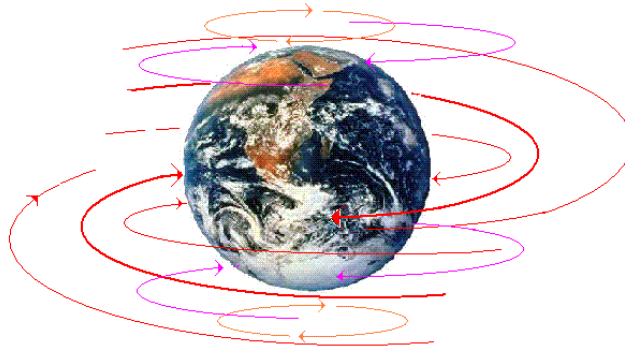
Aether is the cosmic energy *ferman*

Matter is accumulation of cosmic energy in concentric points of energy
Atoms and stars are accumulation of energy points.



Gravity and magnetic fields are also a form of Aether

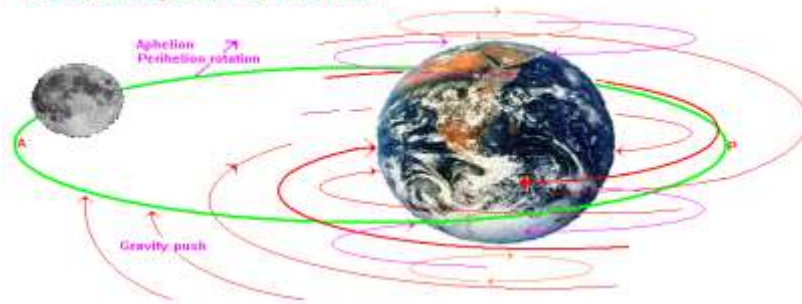
ferman Aether is the cosmic energy, which act as gravity



The gravity and magnetic fields are deformed in spiral way when the nuclei rotate to be drag by the same ones in their rotation.

Perihelions' rotation in satellites *ferman*

Due to push of gravity fields in rotation



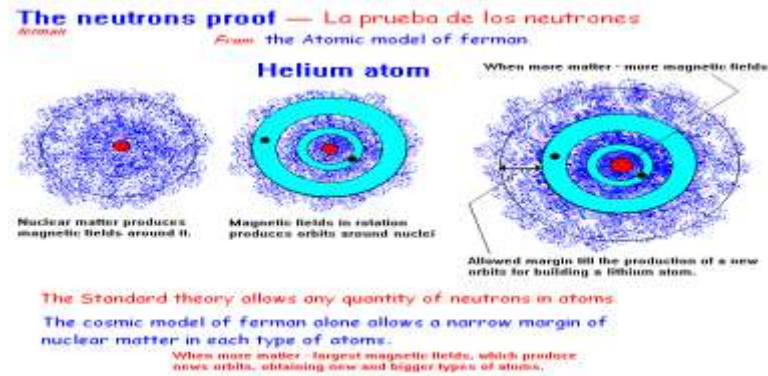
Neutrons Proof

Standard theory.

A test in favour of my atomic theory as for the non-existence of well-defined nuclear particles can be given by the existence or not of neutrons as the current theories bet. If neutrons really exist inside the atomic nuclei, then atoms would not have limitation to have any quantity of neutrons and we would find this way atoms of helium with two, three, four, five, twenty neutrons. The only thing required it is that any atom of helium has two protons and two electrons.

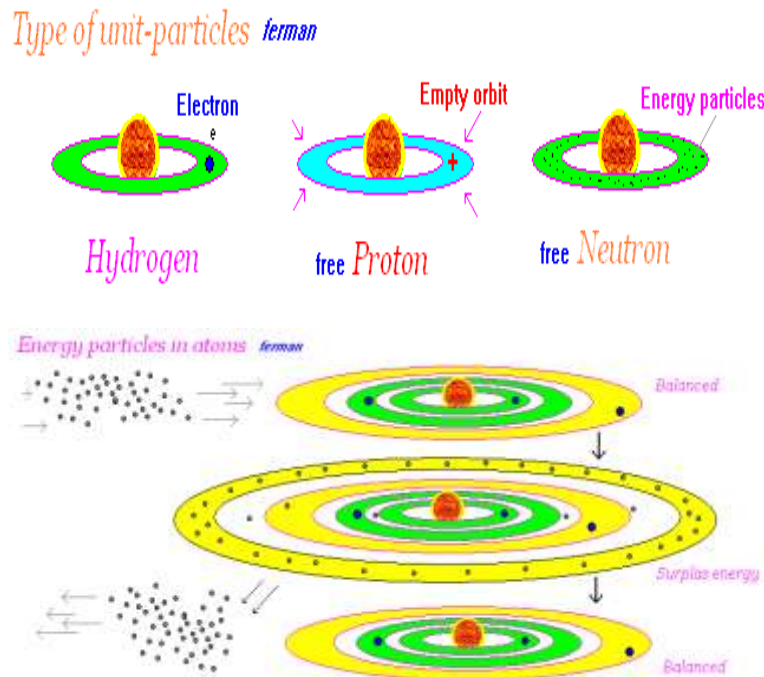
Ferman's Theory.

But according to my theory this is not possible since the increment of mass of an atom makes also increases its magnetic fields, and when the magnetic fields increase these produce new orbits around atoms, changing and getting new type of atoms. Therefore here, an atomic nucleus can go increasing its mass, but alone while its magnetic fields don't increase enough to create a new orbit. When these magnetic fields get potential to create a new orbit, the atom becomes the following atom of the periodic table. As we see, here nuclear particles don't intervene, but only the influence of the nuclear mass as a single particle that is.



Belts of Particles or asteroids (Kuiper belts)

The belts of particles are those atomic orbits (or solar orbits) not occupied by electrons (or planets) but for energy particles (or asteroids). They are given as much in solar systems as in atoms, and these particles or asteroids are attracted by the magnetic orbits of the solar systems, or for the magnetic orbits of atoms. Very well-known cases are the two solar orbits between Mars and Jupiter occupied by asteroids and the well-known belt of Kuiper. And at atomic level we would have as well-known the orbits of the free neutrons when not been able to capture to any electron to form an atom of hydrogen.



This is the summary of my atomic model carried out from 1975 to 1992 mainly.

Mythological representation

* We see in the mythological drawing as the god Cosmos creates stars, in which, the first divine blow becomes gravity force that compresses and builds the stars nuclei and when the divine blow passing over the stars nuclei this blow becomes expansion force to support and distribute the planets around the stellar nuclei. In the same way, at physical level we could say that the gravity force compresses and builds the stars, (and at atomic level the atomic nuclei, electrons, particles, etc.) but this gravity force, once crossed the material nucleus becomes magnetic force of expansion and organization of the periphery of the nuclei, electrons; suns, planets, etc. Accepting this hypothesis, we would have a logical and classic explanation of the cosmic energy performance without discontinuity in the material nuclei, or in the simple matter.



To finish, let me express a personal thought: "Thinking that things and physical circumstances don't exist until we get discover or observe them, is of such stupidity, hubris and egocentrism that only those lacking in intelligence, sensitivity or humility can continue this belief without feeling true scientific shame."

REFERENCES

- [1]. Internet Encyclopedia of Philosophy. Democritus.
- [2]. "John Dalton". Chemical Heritage Foundation.
- [3]. Smith, R. Angus (1856). Memoir of John Dalton and History of the Atomic Theory.
- [4]. E. Rutherford, "The Scattering of α and β Particles by Matter and the Structure of the Atom", Philosophical Magazine.
- [5]. Niels Bohr (1913). "On the Constitution of Atoms and Molecules, Part I" (PDF).Philosophical Magazine.